

SONY[®]

3-CCD Color Video Camera

DXC-990/990P



ExwaveHAD[™]

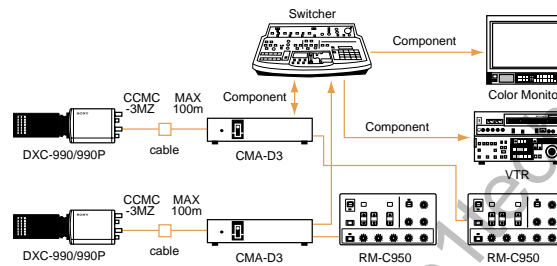
The Sony DXC-990/990P is a 1/2 type DSP 3-CCD color video camera which incorporates

ExwaveHAD™ technology – a new Sony technology that greatly improves camera sensitivity (F11 at 2000 lx) while reducing smear.

The DXC-990/990P not only inherits all of the advanced functions of its predecessor, the DXC-950/950P, but also includes improved technology and innovative features for versatile operation in the same body size. Allowing use of a high quality Bayonet mount lens, and providing a resolution of 850 TV lines and high S/N ratio, the DXC-990/990P is ideal for applications such as microscopy, industrial inspection and remote camera systems where picture accuracy and detail are important. Incorporating new 10-bit DSP technology, a user friendly on-screen menu allows for simple control of various features including a DynaLatitude™ function, Partial Enhance, and a wide selection of Automatic Exposure (AE) modes.

With high picture quality and so many functions, the DXC-990/990P is the ideal choice for a variety of applications

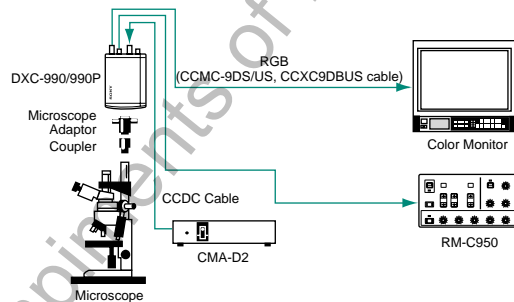
Remote Camera System



Useful DXC-990/990P functions include:

Motorized remote control lens, Selectable AE speed, User-defined AE area

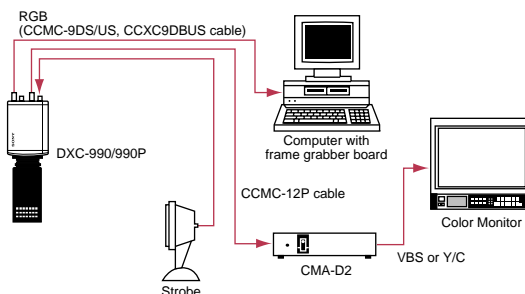
Microscopy



Useful DXC-990/990P functions include:

DynaLatitude, Digital Detail, Partial Enhance, Color Shading Compensation

Industrial Inspection



Useful DXC-990/990P functions include:

Strobe trigger function, WEN output, RGB sync, RS-232C Interface, Extended Genlock (VBS GENLOCK and HD/VD In/Out)

Features

Superior Picture Quality – New ExwaveHAD™ CCDs

The DXC-990/990P incorporates newly developed 1/2 type IT (Interline Transfer) ExwaveHAD technology. Inheriting the unique sensing technology of the DXC-950/950P, the DXC-990/990P attains a high sensitivity of F11 at 2000 lx while the improved HAD sensor structure drastically reduces smear level. This permits images of the highest quality to be captured in difficult lighting conditions. With the high packing density of these CCD image sensors and their accurate spacial offsetting, a remarkably high horizontal resolution of 850 TV lines is achieved. The combination of ExwaveHAD technology, improved electronic circuitry and advanced video processing results in a high signal-to-noise ratio of 63 dB (NTSC) and 62 dB (PAL).

Picture Contrast Controls


DynaLatitude Function

Automatically adjusts contrast corresponding to the brightest signal level of the entire image. Clear images can be captured if both bright and dark areas exist within the image.



DCC + (Dynamic Contrast Control Plus)

Avoids hue factor distortion that can occur when subjects are very bright. DCC+ also automatically adjusts the knee point according to the contrast of the image.



Black Stretch

Black stretch/compress enhances the gradation of the dark area by stretching or compressing the range of the image.

Knee Control

By adjusting the knee, a knee point and knee slope are set so that the highlighted areas of the picture can be clearly reproduced. High/Normal/Low switchable

On-Screen Menu

The on-screen menu feature allows for quick and easy picture adjustments while viewing the image. All camera control functions are accessible from the side panel of the camera or through the optional RM-C950.

DSP (Digital Signal Processing)

The DXC-990/990P incorporates a new Sony 10-bit DSP technology. DSP enables a variety of enhancement features and increases picture reliability that cannot be achieved with analog signal processing. The DXC-990/990P features several DSP functions for powerful picture controls.


Picture Enhancement Controls

Digital Detail

Adjusts the sharpness of the object outline with minimal noise. This feature also enables horizontal detail frequency control.

Linear Matrix

Provides sophisticated electronic adjustment for accurate color reproduction by adjusting color saturation and hue.



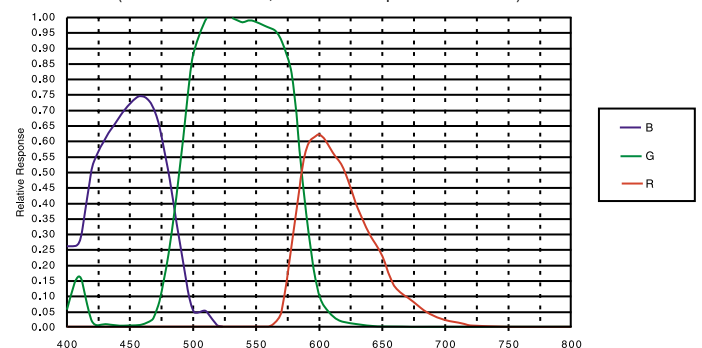
Partial Enhance

Allows a particular color to be selected, and its hue, saturation and detail altered. In addition, the detail produced by the high resolution of the camera can be softened or emphasized in certain parts of the image by the Partial Enhance function.



Characteristics of Spectral Sensitivity of DXC-990 & DXC-990P

(This includes CCD, PRISM and Optical Filter Data)



AE (Automatic Exposure)

AE automatically controls the level of brightness by varying the exposure times. This is done by combining the CCD IRIS[®] function, AGC (Automatic Gain Control), and Auto Iris function of the lens. The DXC-990/990P is equipped with a number of convenient AE modes.

AE Level

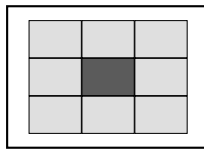
Adjusts the standard brightness level by up to + / - 0.5 F-stop in a lens iris.

AE Speed


Selectable AE conversion speed to suit applications under varying lighting conditions.

AE Area


AE Area is a light metering system that includes six different modes.



Multi




Mid




Slit



Large



Spot



Manual

Electronic Shutter Functions

Variable speeds

A variable speed electronic shutter is built into the CCD imager, making it possible to capture blur-free, clear images of high speed moving objects. The DXC-990/990P features 11 different shutter speeds (OFF to 1/100,000), including flickerless mode.

Clear Scan™ Function

The Clear Scan feature eliminates the horizontal bands that appear across the screen when shooting a computer display. This is achieved by matching the camera shutter speed with the display scanning frequency.

CCD IRIS Function

When the level of incoming light exceeds the auto iris adjustment range, the CCD IRIS function automatically reduces the exposure in a range equivalent to 10 F-stops.

Other Features

Bayonet mount

The DXC-990/990P is equipped with a bayonet mount so it can adapt various kinds of high quality, professional lenses. The strong points of bayonet mount lenses include higher sensitivity and lower color shading compared with C-mount lenses. A hot-shoe connection is also provided to eliminate the need for a lens-to-camera interconnecting cable, providing easy remote control of zoom, focus and iris functions.


Scene Files and User Files

Scene Files: The preset files are set to accommodate four different situations (Standard/Microscope/Full Auto/Strobe). Copying the settings between two files is also possible (File A/B).

User Files: Allows user to set two custom parameters in the menu for instant recall.

Hyper Gain (+30 dB)

High sensitivity mode used for shooting objects in very low light conditions.



GAIN (0 dB)



GAIN (18 dB)



HYPER GAIN

Color Shading compensation

Allows for verification of color on a microscope.

RGB, component, Y/C and composite video outputs

RS-232C controllable

Easy control and operation of the camera by an external computer is possible.

Field or Frame integration mode

The DXC-990/990P has the ability to switch between Field or Frame CCD integration modes. Field integration is effective for capturing moving objects, while Frame integration is ideal for capturing still images.

White Balance modes

AWB, ATW-Normal/Wide, MANU, Preset 3200K/5600K

Extended Genlock (VBS Genlock and HD/VD in/out)

Allows for synchronization of signals with frame grabber boards.

Synchronization capabilities (Strobe function, WEN output)

Realizes full vertical resolution of fast moving objects.

Rear panel image and description

Optional Accessories



Models	VCL-707BXM	VCL-714BXEA	VCL-717BXEA	YH12x48KTSB (by Canon)	YH18x67KTSB (by Canon)	S17X66BMD (by Fujinon)
Mount	Bayonet	Bayonet	Bayonet	Bayonet	Bayonet	Bayonet
Focal length	7.5-52.5 mm	7.5-105 mm	7-119 mm	4.8-58 mm	6.7-121 mm	6.6-112 mm
Zoom ratio	7x	14x	17x	12x Wide Angle	18x	17x
Zoom control	Manual	Remote	Remote	Remote	Remote	Remote
Focus control	Manual	Remote	Remote	Remote	Remote	Remote
Iris control	Manual	Remote	Remote	Remote	Remote	Remote
Maximum aperture ratio	1 : 1.6	1 : 1.4	1 : 1.4	1 : 1.5 (44.6 mm) 1 : 1.95 (58 mm)	1 : 1.4 (91 mm) 1 : 1.85 (121 mm)	1 : 1.5 (90 mm)
Minimum object distance	0.3 mm	1.1 mm	1.0 mm	0.4 mm	0.9 mm	0.9 mm
Macro	Not applicable	Applicable	Not Applicable	Applicable	Applicable	Applicable
Filter size	M58 x 0.75 mm	M72 x 0.75 mm	M86 x 1.0 mm	105 mm P1.0	82 mm P0.75	82 mm P0.75
Mass	560 g (1 lb 4 oz)	1.13 kg (2 lb 6 oz)	1.7 kg (3 lb 12 oz)	1.73 kg (3 lb 13 oz)	1.4 kg (3 lb 1 oz)	1.3 kg
Dimensions	60 (dia.) x 125 (L) mm (2 3/8 x 5 inches)	110 (dia.) x 185.9 (L) mm (4 3/8 x 7 3/8 inches)	107 (W) x 117 (H) x 181.5 (D) mm (4 1/4 x 4 5/8 x 7 1/4 inches)	162.2 (W) x 101 (H) x 211.7 (L) mm (6 1/2 x 4 x 8 3/8 inches)	114.5 (W) x 93 (H) x 117.8 (L) mm (4 5/6 x 3 3/4 x 7 inches)	111.5 (W) x 82.5 (H) x 179.5 (L) mm
Notes	-		Zoom/Focus/Iris functions can be remotely controlled from the RM-C950.			

CMA-D2/D2MD

Standard Camera Adaptor

- Supplies DC power and transmits video/sync signal between the adaptor and the DXC-990/990P with CCMC 12-pin multi-core cable
- Complies with medical safety standard (CMA-D2MD Only)
- Dimensions: 210 (W) x 50 (H) x 200 (D) mm (8 3/8 x 2 x 7 7/8 inches)



- Max. cable length: 25 m with CCMC-12P25 cable

CMA-D3

Camera Adaptor for cable extension

- Supplies DC power and transmits video/sync signal between the adaptor and the DXC-990/990P with CCZ-A cable and CCMC-3MZ cable.
- Connects with optional RM-C950 remote control unit
- AC IN/DC IN
- Composite, Y/C, RGB or component video signal output



- Dimensions: 210 (W) x 44 (H) x 210 (D) mm (8 3/8 x 1 3/4 x 8 3/4 inches)
- Max. cable length: 100 m with CCZ-A100 cable

RM-C950

Remote Control Unit

- Full remote control of the DXC-990/990P camera functions and lens zoom/focus/iris functions via RS-232C
- Dimensions: 212 (W) x 41 (H) x 132 (D) mm (8 3/8 x 2 5/8 x 5 1/4 inches)



LO-32BMT

2/3-inch Lens Mount Adaptor



CCMC-12P02/US, 12P05/US, 12P10/US, 12P25/US

12-pin Multi Cable (2/5/10/25 m)



CCDC-5/US, 10/US, 25/US, 50A/100A

DC Cable (5/10/25/50/100 m)



CCXC-9DDUS

9-pin D-sub Cable (5m, 9-pin D-sub ↔ 9-pin D-sub)



CCXC-9DBUS

9-pin D-sub Cable (5m, 9-pin D-sub ↔ BNCs (R/G/B/SYNC/VBS))



CCMC-9DS/US

9-pin D-sub Cable (5m, 9-pin D-sub ↔ BNCs (R/G/B/SYNC), DIN 4-pin (Y/C))



CCMC-3MZ

Camera Cable for use with CMA-D3 (3m, for CMA-D3 connection, Capable of connecting to the CCZ-A2/A5/A25/A50/A100 cables, CCZZ-1E interconnection adaptor is supplied)



Specifications

Pick-up device	1/2 type IT (Interline Transfer) ExwaveHAD CCD
Effective picture elements	DXC-990: 768 (H) x 494 (V) DXC-990P: 752 (H) x 582 (V)
Sensing area	6.4 x 4.8 mm
Scanning system	1/2 type interlaced
Horizontal frequency	15.734 kHz
Vertical frequency	59.94 Hz
Sync system	Internal or external with VBS, HD/VD
Horizontal resolution	850 TV lines
Sensitivity	F11 (2000lx)
Minimum illumination	1lux (F1.4, GAIN: HYPER)
S/N ratio	63 dB (NTSC)/62 dB (PAL)
Gain	STEP/AGC (0-24 dB)/HYPER
Shutter speed	0.5 - 1/100,000 s
Lens mount	Bayonet mount
AE area	Multi/Large/Medium/Spot/Slit/Manual
AE level	Variable
AE speed	Fast/Mid/Slow selectable
AE detect	Average/Peak selectable
Contrast effect	Manual/DynaLatitude/DCC+ selectable
Knee point	High/Normal/Low selectable
Black stretch	Variable
Gamma	On/Off
Pedestal	Master, R/B manual adjustable
Black balance	ABB
White balance	AWB/ATW normal/ATW wide/Manual/3200K/5600K selectable AWB or ATW R/B paint, manual R/G gain
ATW area	Normal/Manual
ATW speed	Slow/Mid/Fast
Detail level	On (Variable)/Off
Detail frequency	High/Mid/Low
Linear matrix	On/Off
Linear matrix mode	STANDARD/R Enhance/G Enhance/B Enhance/Manual Selectable
Partial enhance	All/In/Out
CCD integration mode	Field/Frame
Shading compensation	On/Off (manual)
Trigger polarity	Positive edge trigger/Negative edge trigger selectable
Baud rate	19200/9600/4800/2400/1200 selectable
Sync	RGB/G/OFF
Trigger	On/Off
User file	A/B
Scene file	Standard/Microscope/Full Auto/Strobe/File AorB
Output signals	VBS, RGB/SYNC, Y/C, Y/R-Y/B-Y
Serial data	RS-232C
Operational temperature	-5°C to 45°C (23°F to 113°F)
Storage temperature	-20°C to 60°C (-4°F to 140°F)
Power requirements	DC 10.5 V to 15.0 V
Power consumption	Approx. 8.0 W
Dimensions	2 7/8 x 2 7/8 x 4 7/8 inches (70 x 72 x 123.5)
Weight	1 lb 6 oz (630 g)
Connectors	RGB/SYNC (9pin D-sub), DC IN/VBS (12pin), VIDEO OUT (BNC), TRIGGER IN (BNC), REMOTE (8 pin mini DIN), GEN LOCK IN (BNC), LENS (6pin)

Supplied accessories

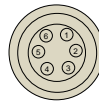
Lens mount cap, Stopper mount, Operation instruction manual, Panel sheet for RM-C950

Optional accessories

Camera adaptor	CMA-D2/D2MD, CMA-D3
Camera cable	CCMC-12P02/US, 12P05/US, 12P10/US, 12P25/US, CCDC-5/US, 10/US, 25/US, 50A, 100A, CCXC-9DDUS, CCXC-9DBUS, CCMC-9DS/US, CCMC-3MZ
Remote control unit	RM-C950
Lens mount adaptor	LO-32BMT
Lens	VCL-707BXM/714BXEA/717BXEA, YH12X48KTSB/ YH18X67KTSB (by Canon), S17X66BMD (by Fujinon)

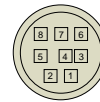
DXC-990/990P Connector Pin Assignments

6-pin



MENU	LENS : REMOTE
1	NC
2	NC
3	DC OUT (G)
4	INTERNAL CONNECT
5	IRIS CONTROL
6	DC OUT (+)

8-pin



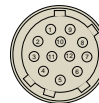
1	INTER CONNECT
2	INTER CONNECT
3	DATA OUT
4	DC OUT (G)
5	DATA IN
6	NC
7	DATA OUT (+)
8	CMA DATA

9-pin



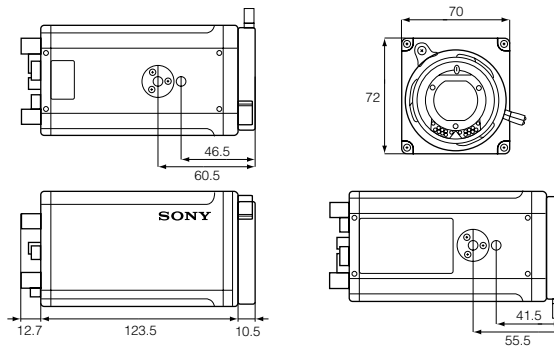
MENU	D-sub OUT:RGB D-sub VIDEO:VBS D-sub SYNC:C.SYNC	D-sub OUT:RGB D-sub VIDEO:VBS D-sub SYNC:WEN	D-sub OUT:Y/C D-sub VIDEO:VBS D-sub SYNC:C.SYNC	D-sub OUT:RGB D-sub VIDEO:VBS D-sub SYNC:WEN	D-sub OUT:Y/C/CB D-sub VIDEO:VBS D-sub SYNC:WEN	When using the CMA-D3/CE
1	VBS OUT (G)	VBS OUT (G)	Y/C OUT (G)	VBS OUT (G)	Y/C OUT (G)	- (G)
2	RGB OUT (G)	RGB OUT (G)	RGB OUT (G)	RGB OUT (G)	RGB OUT (G)	VBS/Y/C OUT (G)
3	R OUT (X)	R OUT (X)	R OUT (X)	R OUT (X)	CR OUT (X)	VBS OUT (X)
4	G OUT (X)	G OUT (X)	G OUT (X)	G OUT (X)	Y OUT (X)	Y OUT (X)
5	B OUT (X)	B OUT (X)	B OUT (X)	B OUT (X)	CB OUT (X)	C OUT (X)
6	VBS OUT (X)	VBS OUT (X)	Y OUT (X)	Y OUT (X)	Y OUT (X)	- (X)
7	C.SYNC OUT (X)	WEN OUT (X)	C.SYNC OUT (X)	WEN OUT (X)	WENOUT (X)	WEN OUT (X)
8	C.SYNC OUT (G)	WEN OUT (G)	C.SYNC OUT (G)	WEN OUT (G)	WEN OUT (G)	WEN OUT (G)
9	- (X)	- (X)	- (X)	C OUT (X)	C OUT (X)	- (X)

12-pin

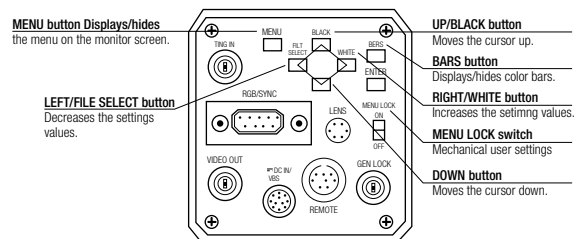


MENU	D-sub VIDEO:VBS 12pin connector:IN	D-sub VIDEO:VBS 12pin connector:C.SYNC	D-sub VIDEO:VBS 12pin connector:HD/VD	D-sub VIDEO:Y/C 12pin connector:IN	D-sub VIDEO:Y/C 12pin connector:C.SYNC	D-sub VIDEO:Y/C 12pin connector:HD/VD
1	DC IN (G)	DC IN (G)	DC IN (G)	DC IN (G)	DC IN (G)	DC IN (G)
2	DC IN (+)	DC IN (+)	DC IN (+)	DC IN (+)	DC IN (+)	DC IN (+)
3	VBS OUT (G)	VBS OUT (G)	VBS OUT (G)	VBS OUT (G)	VBS OUT (G)	VBS OUT (G)
4	VBS OUT (X)	VBS OUT (X)	VBS OUT (X)	Y OUT (X)	Y OUT (X)	Y OUT (X)
5	-HD IN (G)	- (G)	HD OUT (G)	-HD IN (G)	- (G)	HD OUT (G)
6	-HD IN (X)	- (X)	HD OUT (X)	-HD IN (X)	- (X)	HD OUT (X)
7	VBS/VD IN (X)	C.SYNC OUT (X)	VD OUT (X)	VBS/VD IN (X)	C.SYNC OUT (X)	VD OUT (X)
8	- (G)	- (G)	- (G)	C OUT (G)	C OUT (G)	C OUT (G)
9	- (X)	- (X)	- (X)	C OUT (X)	C OUT (X)	C OUT (X)
10	DC IN (G)	DC IN (G)	DC IN (G)	DC IN (G)	DC IN (G)	DC IN (G)
11	DC IN (+)	DC IN (+)	DC IN (+)	DC IN (+)	DC IN (+)	DC IN (+)
12	VBS/VD IN (G)	C.SYNC OUT (G)	VD OUT (G)	VBS/VD IN (G)	C.SYNC OUT (G)	VD OUT (G)

Dimension



Real Panel



Sony Electronics Inc.
One Sony Drive
Park Ridge, NJ 07656
www.sony.com/videocameras
1-800-686-SONY

©2001 Sony Electronics Inc. All rights reserved.
Reproduction in whole or in part without written permission is prohibited.
Features and specifications are subject to change without notice.
All non-metric weights and measures are approximate.
Sony, CCD IRIS, Exwave HAD, Clear Scan and DynaLatitude are trademarks of Sony.